




<h3>聆译蓝牙使用说明书</h3> <h4>一、目录</h4> <ol style="list-style-type: none"> 1. 目录 2. 软件简介 3. 下载链接 4. 使用说明 <h4>二、软件简介</h4>  <p>聆译蓝牙</p> <p>该应用适用于配套蓝牙耳机，通过设备按钮可以实现与APP的智能语音交互，从而实现翻译器翻译多语言功能。</p>	<h4>三、下载链接</h4>  <p>iOS Google play android</p> <h4>四、使用说明</h4> <h5>1. 主页面:</h5> <ol style="list-style-type: none"> 1) 跳转蓝牙界面，搜索和连接设备; 2) 长按设备图标和手机图标开关; 3) 语言选择: 输入语言(中文/英文)，输出语言(中文/英文/韩语/日文/法语/德语/西班牙语/泰语/阿拉伯语/俄语/葡萄牙语/希腊/意大利语/希腊语/荷兰语/波兰语/捷克语/斯洛伐克语/保加利亚语/希腊语/罗马尼亚语/塞尔维亚语/克罗地亚语/斯洛文尼亚语/瑞典语/匈牙利语/传统中文/越南语); 4) 翻译操作: 进入APP界面，双击蓝牙耳机，此时APP会识别，读出语音，界面会自动显示翻译的文字和语音出来; 5) 翻译: 中文和英文可以语音播报; 6) 长按翻译前可以选择复制原文/复制译文/删除当前/删除全部。 		<h4>车载/音频蓝牙耳机接收器</h4> <h5>使用说明</h5> <p>设备名称: Bluetooth Translator</p> <ol style="list-style-type: none"> 1. 开机: 长按电源键2秒开机 2. 音量加: 长击+键 音量减: 长击-键 3. 上一曲: 短击+ 下一曲: 短击- 4. 播放暂停: 长按状态下短击POWER键 5. 末号播放: 来电状态下双击+ 6. 来电接听: 来电状态下短击POWER键 7. 来电挂断: 长按POWER键 8. 来电挂断: 来电状态下长按POWER键 9. 挂断: 通话状态下短击POWER键 10. 充电显示: 充电灯亮起, 充满灯熄灭 11. 翻译功能: 打开蓝牙耳机界面, 双击Power键进行翻译, 界面切换语言, 界面手动切换耳机播放和扬声器放(手动退出手机APP才能播放音乐)。 12. 语言切换: 嘟嘟声 13. 语言切换: 系统默认语言是英文, 转换中文是在配对状态(在蓝牙无配对时), 双击按任意, 提示音“语言选择中文”。
---	---	---	---

<h3>Lingting Bluetooth instruction manual</h3> <h4>1. Table of Contents</h4> <ol style="list-style-type: none"> 1. Table of Contents 2. Software Description 3. Download link 4. Instructions for use <h4>2. Software Description</h4>  <p>Lingting Bluetooth</p> <p>The application is suitable for supporting Bluetooth devices, and the intelligent voice interaction with the APP can be realized through the device buttons, thereby realizing the translator to translate multi-language.</p>	<h4>3. Download link</h4>  <p>iOS Google play android</p> <h4>4. Instructions for use</h4> <h5>Main page:</h5> <ol style="list-style-type: none"> 1) Jump to the Bluetooth interface to search and connect devices; 2) Long press device and mobile phone switch; 3) Language selection: input language(Chinese/English, output language(Chinese/English/German/Classical/Japanese/Korean/French/Spanish/Thai/Arabic/Russian/Portuguese/Greek/Italian/Greek/Dutch/French/Bulgarian/Serbian/Dutch/French/Czech/Danish/Slovenian/Swedish/Hungarian/Traditional Chinese/Vietnamese); 4) Translation operation: enter the APP interface, double-click the Bluetooth power button, then the APP will recognize, read the voice, the interface will automatically display the translated text and voice out; 5) Translation use: Chinese and English can be translated to voice; 6) Long press the translation box to choose copy original /copy translation/delete current/delete all. 		<h4>Car/audio Bluetooth receiver</h4> <h5>Instructions for use</h5> <p>Device names Bluetooth Translator</p> <ol style="list-style-type: none"> 1. Power on: press POWER button for 2 seconds to boot 2. Shutdown: Press the POWER button for 2 seconds to shut down 3. Volume plus: long hit + button Volume minus: long hit - key 4. Play pause: short press - key Next song: Short press + 5. Last number redial: double click - button in the incoming call state 6. Call answering: short press the POWER button in the incoming call state 7. Call rejection: long press the POWER button 8. Call hang up: press and hold the POWER button in the incoming call state 9. Ring up: short press the POWER button during the call 10. Charging display: Charging red light is on, full of blue light 11. Translation function: Open the interpretation of the Bluetooth APP interface, double-click the Power button to perform Translation, interface switching language, interface to manually switch headset playback and speakers but (manually exit the phone app to play music). 12. Buzzer: beep 13. Language switching: The default operating language of the system is English, and the conversion Chinese is in the pairing state (red and blue light flash). Under alternate flashing, double-click and hold the button, the prompt tone "language select Chinese".
--	--	---	--

14. MP3功能
开机状态下，检测到TF卡已插入，会自动退出蓝牙连接，进入MP3模式。

15. 音频蓝牙接收器
插Aux音频头，秒变车载蓝牙接收器。音频接收器几乎可以适用于所有具备AUX功能设备。音频接收器配用输入插头即可，可以在家里的音源或者车载的音响系统接收到从你的手机和MP3接收器的音乐。

16. 低电压报警：3.3V低电压关机；3.1V 配对超时关机；10分钟

17. 回边：开机后蓝牙会自动回边上次连接的设备。（MP3模式下长按长键-返回到蓝牙连接状态）

18. 充电电流：最大70mA（充电不会自动关机）

19. 功能参数：
蓝牙版本：4.2-EDR
接收距离：10米
通话时间：4小时
持续音乐播放时间：约4小时
充电时间：约50分钟
麦克风灵敏度：±42db
输出功率：20mW
频率范围：20Hz-20KHz

产品示意图

14. MP3 function
When the power is turned on, it is detected that the TF card has been inserted, and the Bluetooth connection will be automatically exited MP3 mode.

15. Audio-Bluetooth Receiver
Insert aux audio head, second change car Bluetooth receiver, music receiver can allow. Applicable to all AUX-enabled devices, audio receivers with input plugs. You can listen to your intelligence from your home-speaker or car audio system. The music received by the phone and MP3.

16. Low voltage alarm: 3.3V low voltage shutdown; 3.1V pairing timeout shutdown: 10 minutes

17. Back to the side: Bluetooth will automatically return to the last connected device after booting. (MP3 mode Press and hold '+' and '-' forcibly to switch to Bluetooth back edge state)

18. Charging current: maximum 70mA (charge will not automatically shut down)

19. Function parameters:
Bluetooth version: 4.2-EDR
Receiving distance: 10 meters
Talk time: 4 hours
Continuous music playback time: about 4 hours
Charging time: about 50 minutes
Microphone sensitivity: ±42db
Output power: 20mW
Frequency response range: 20Hz-20KHz

产品示意图